

VOLKTEK

SEN-9425P-24V-RW

Unmanaged 4 x 10/100/1000 PoE+ & 1 x 10/100/1000 RJ45 & 2 x GbE SFP Switch, Railway Approval

Description

Switch when used in railway applications has to hold certain certification to prove its ability whether it can be best fit for it or not. SEN-9425P-24V-RW is certified with and EN 50155 and EN 50121-4 to use in railway applications so that it makes you feel trustworthy to use for surveillance or ticketing network in railway and bus stations. EN 50155, EN 50121-4 and EN 61373 certificates guarantee trustworthy operation in critical environments where vibration and shock are common place. With IP30 protection it exhibits extreme tolerance in harsh temperature environment ranging from -40°C to 75°C.

SEN-9425P-24V-RW is built with 24V input and its Power Booster technology boosts power up to 30W per port with available 24V voltage to feed surveillance cameras, wireless access points, IP phones and other PoE enabled devices. Complied with 4 PoE+ (IEEE 802.3af/at) Gigabit copper ports, the switch eliminates the need of running separate cables for power and data. 2 GbE SFP slots gives the advantages of configuring daisy chain topologies offering full-proof fiber advantages for a safe, reliable and long distance Gigabit connectivity.



Features Highlight

Robust Switch Performance

SEN-9425P-24V-RW is enclosed within IP30 aluminum case and can able to sustain harsh temperature ranging between -40°C ~ 75°C. Besides, the switch is built with various protection features such as ESD Protection, Surge Protection, and Power Consumption Protection to deliver non-stop PoE service to the Powered Devices. Eventually, these features reduce the replacement cost of damaged units.

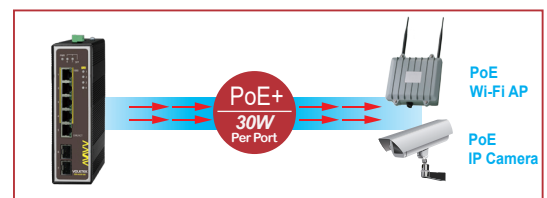


Efficient Power Booster Support

There are many places such as small factories, workstations where the voltage supply is not sufficient for PoE operation. Hence to deal with this situation, SEN-9425P-24V-RW is designed with innovative power booster technology which can support DC voltage input 24V~57V DC for IP surveillance saving additional cost and space for an external voltage converter.


High-Power Budget for PoE Network Devices

SEN-9425P-24V-RW is capable of delivering PoE power up to 30W per port (IEEE 802.3af/at) to PoE+ compliant powered devices (PDs). Addition to this, the switch allows simple "plug and play" PoE for various types of high power consuming PoE devices to scale up the network. Thereby, irrespective of their location, powered devices can be powered without installing additional power outlets or cabling and significantly reduce your CAPEX.



Hardened DIN-Rail-mounted Power Adapter (AC to DC)

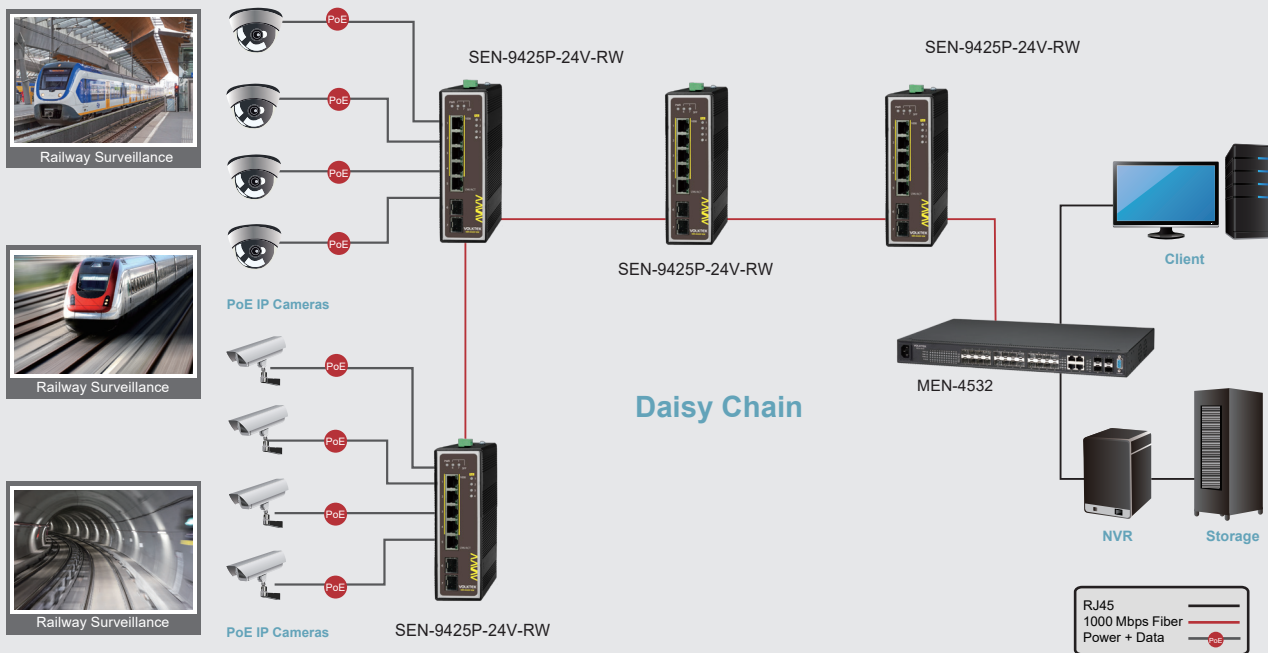
SEN-9425P-24V-RW is designed with 4-pin mini-DIN power connector and adjustable DIN-Rail power holder which can easily power up the PDs and prevents from accidental power shutdown due to losing power.



Surveillance Applications

Sufficient PoE Power with Cost-saving Fiber Connectivity

The intelligent PoE+, compactable size, rugged design of SEN-9425P-24V-RW ensure continuous operations in some special requirements for transportation, factory and outdoor places where high vibration degree, shock, and wide range temperatures are present. Addition to this the dual Gigabit SFP ports which can easily make daisy chain topologies to power more number of PoE+ enable power devices to expand the network connection and saves the amount of fiber cabling connecting to the control room as well. Due to daisy chain architecture, only a single fiber connects to the control room which in turn saves CAPEX.



Specifications

Standards	
IEEE 802.3	10BASE-T
IEEE 802.3u	100BASE-TX
IEEE 802.3ab	1000BASE-T
IEEE 802.3z	1000BASE-SX/LX
IEEE 802.3	Nway Auto-negotiation
IEEE 802.3x	Flow Control
IEEE 802.3af	Power over Ethernet
IEEE 802.3at	Power over Ethernet Plus
IEEE 802.3az	Energy Efficient Ethernet (EEE)
IEEE 802.1p	Class of Service
Features	
Throughput	14,880 pps to 10 Mbps ports
	148,800 pps to 100 Mbps ports
	1,488,000 pps to 1000 Mbps ports
Performance	Jumbo frame Size: 10KBytes
	MAC Table Entries: 8K
	Switch Fabric: 14Gbps
Functions	L2 Forwarding Rate: 14.8Mpps
	Flow Control, Storm Control, LLDP Filter, VLAN Passthru, Port Priority(p1), 802.1p/Tag QoS, EIP QoS (via TCP/UDP #), PROFINET QoS (via VLAN 0), GOOSE QoS (via Ether-type)
PoE+ Functions	Up to 4 IEEE 802.3at powered devices
	Supports PoE Power up to 30W for each PoE port
	Auto detect powered device (PD) Remote Power Feeding up to 100m
Power	
Input Voltage	24~57VDC
Connection	Terminal Block
Power Input Polarity Protection	Present
Power Consumption	System:14W
	PoE Power Budget: 120W
Interface	
Ports	4 x 10/100/1000BASE-T (PoE RJ45)
	1 x 10/100/1000BASE-T (RJ45)
	2 x GbE SFP Slots
LED Panel	PWR, SFP, PoE, 1000, LNK/ACT

Mechanical and Environment	
Housing	Aluminum Case (IP30 protection)
Mounting Kit	DIN-Rail
Operating Temperature	-40°C~75°C (-40°F~167°F)
Storage Temperature	-40°C~85°C (-40°F~185°F)
Operating Humidity	5 to 95% RH (non-condensing)
Storage Humidity	5 to 95% RH (non-condensing)
Weight	869g (1.92 lb)
Dimension (WxHxD)	50 x 160 x 120 mm (1.97 x 6.3 x 4.72 in)
Standards and Certifications	
EMI	FCC Part 15 Subpart B Class A EN 55022: class A EN 55011: 2009 class A EN 61000-6-4
	EN 55024 EN 61000-6-2 EN 61000-4-2 (ESD) EN 61000-4-3 (RS) EN 61000-4-4 (Burst) EN 61000-4-5 (Surge) EN 61000-4-6 (CS) EN 61000-4-8 (PFMF)
CE	
EMS	
Shock	IEC 60068-2-27
Freefall	IEC 60068-2-32
Vibration	IEC 60068-2-6
Rail Traffic	EN 50155 EN 50121-4
Ordering Information	
SEN-9425P-24V-RW	Unmanaged 4 x 10/100/1000 PoE+ & 1 x 10/100/1000 RJ45 & 2 x GbE SFP Switch, Railway Approval
Optional Accessories	
Power Supply	SDR-240-48: DIN-Rail, 240W, 48VDC, Industrial Power Supply with PFC Function
	SDR-120-48: DIN-Rail, 240W, 48VDC, Industrial Power Supply with PFC Function
Power Adapter	IRA-160:160W, 48V Industrial Grade AC Power Adapter
	IRA-90: 90W, 48V Industrial Grade AC Power Adapter
DIN-Rail Holder	DR-160 (for GST-160)
GBM-104	1000BASE-SX 1.25G, Multi-mode SFP, 500m
GBM-104-2	1000BASE-SX 1.25G, Multi-mode, 3.3V, 1310nm, 2Km
GBM-104-10	1000BASE-LX 1.25G, Single mode SFP, 10Km
GBM-123	1000BASE-LX Bi-di Single Mode SFP Module, 10Km

*Specifications subject to change without notice.

*Industrial SFP with wide operating temperature from -40°C~85°C (-40°F~185°F) is available upon request

Dimension

